

ABOUT US:

Henry Sieger of Slatington, PA, began the manufacture of Sieger Snow Guards in 1906. Since that time, Sieger Snow Guards has provided protection from the possibility of snow and ice sliding off of America's roofs.

As you drive down tree-lined streets, walk across a college campus, or admire a stately church, you will often see roofs adorned with Sieger Snow Guards.

The exclusive design of the Model C, Boss and Continuous Rod gives them added strength. The guard strap, which fastens the guard to the roof, is inserted through the guard head and then crimped under great pressure. This produces a bond so permanent that even cleat ladders can be attached to them.

The many fine features of Sieger Snow Guards continue to be recognized by roofers and contractors. Sieger Snow Guards has met the industry's growing needs by adding new models to our line for metal roofing.

Sieger Snowguards are available at:

SnowGuardWarehouse.com

Ph: 814-786-9085
M-F, 9-5, Eastern time USA



Model C:
*Available in
Aluminum,
Bronze &
Galvanized
Iron*



**Standing
Seam:**
*Available in
Aluminum
& Bronze*


Boss #1:
*Available in
Bronze &
Boss #2:
Available in
Galvanized
Iron*



**Adhesive
Guards:**
*Available
in
Aluminum*



Eagle:
*Available in
Aluminum,
Bronze &
Galvanized
Iron*



MC #2N
*Available
in
Aluminum*

**Continuous
Rod:**
*Available in
Aluminum,
Bronze &
Galvanized
Iron*



**Adhesive
Guards**
*Available
in Bronze*



INSTALLATION GUIDE

1. Place the first row of snow guards in the second course of slate or shingle, beginning from the bottom or eave course.
2. Space the snow guards 1 1/2 to 2 feet apart.
3. Place second row of snow guards in the third course of slate or shingle, above the first row of snow guards, making sure each snow guard is midway between the snow guards in the first row.
4. Place the third row of snow guards in the third course of slate or shingle, above the second row of snow guards, making sure each snow guard is in line with the snow guards in the first row.
(midway between the snow guards in the second row)

Generally Sieger Snow Guards, Inc. recommends that 25% of the roof be covered by snow guards.



Sieger Snow Guards


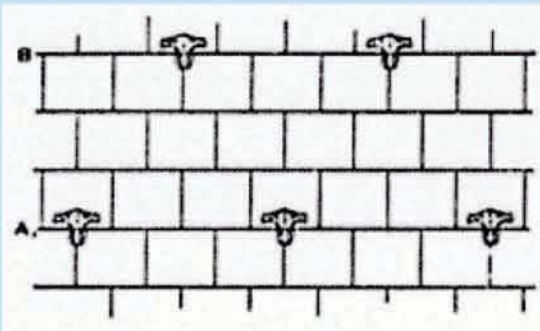
has a complete line of snow guards that will meet most everyone's needs. Attractive and robust, the snow guards are made of cast aluminum, cast bronze and cast iron.

Sieger Snowguards are available at:

SnowGuardWarehouse.com

Ph: 814-786-9085
M-F, 9-5, Eastern time USA

Sieger Snow Guards, Inc.
P.O. Box 320
Leesport, PA 19533-0320



SIEGER
SNOW GUARDS, INC.

MANUFACTURER OF SNOW GUARDS
SINCE 1906

WWW.SIEGERSNOWGUARDS.COM



MANUFACTURER OF SNOW GUARDS SINCE 1906